



CNC SWISS TYPE AUTOMATIC LATHE 

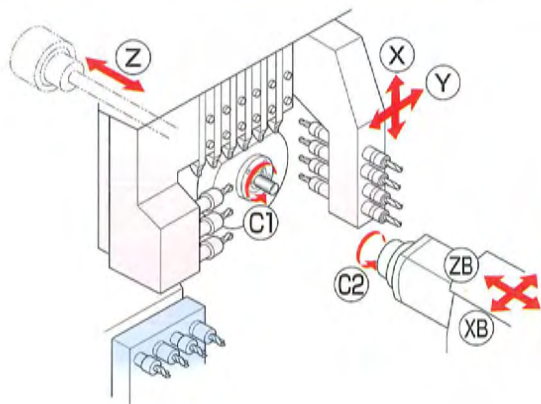
# SR-10J type C



# Best-Selling Advanced Machine for Small-Diameter Machining with Improved Secondary Machining Performance, Operability and Reliability



01



## TOOLING SYSTEM

■ Tool holder	Turning tool	6 tools
■ 4-spindle sleeve holder	Front-end stationary tool	4 tools
	Rear-end stationary tool	4 tools
■ Power-driven tool		3 tools
■ Back 4-spindle unit	Rear-end stationary tool	4 tools
	Rear-end power-driven tool	Max.2 tools



# SR-10J type C

CNC SWISS TYPE AUTOMATIC LATHE

**An improved form of a machine for machining small-diameter workpieces as a result of reinforced machining performance and operability by employing a sub spindle C-axis control, color display, etc.**

1. The sub spindle is equipped with a C-axis control (with clamp) as standard.
2. Incorporation of a 10.4-inch color display eases the use and monitoring of the operation screens.
3. The NC unit is more user-friendly than before thanks to the increased memory capacity and enhanced help functions.
4. The manual pulse generator can be optionally set for setup operation. These features contribute to upgrade operability and machining performance as required from different angles and make this the best-selling series for machining small-diameter workpieces.

## High Accuracy

- Rigid tool post with slanted dovetail slideway structure.
- Synchronization of Z/ZB axes and main/sub spindle phases.

## High Productivity

- Minimum distance approach thank to the three-sided tool post.
- High-speed feed at 35m/min.
- Overlap machining by tool post especially designed for backworking.


## High Functionality

- Main/sub-spindle equipped with C-axis control (with clamp) as standard.
- 3-spindle drill unit for cross drilling mounted.
- Rear-end slitting by tool post designed for backworking. ※

## Operability

- Introduction of 10.4-inch color display for user-friendly operation.
- NC unit with increased memory capacity and wider range of help functions.
- Manual pulse generator (optional) for easy set-up operation.

※ Option



Slanted slide guideway structure High rigidity tool post

### Traditional High Accuracy Machining by Rigid Design from this Series

The SR-10J type C tool post employs a slant-type slide guideway structure. This enables the construction of the X and Y axes guideways radially around the cutting point to improve machine rigidity. The construction also allows a linear line which passes the ball screw center and forms to be close to the cutting point (Fig. a1 on the right), and reduces the moment load by cutting resistance improves the tool post rigidity in the Y and Z axes directions. The Star original rigid tool post structure allows for an extended tool life and stable accuracy even in continuous machining over time.

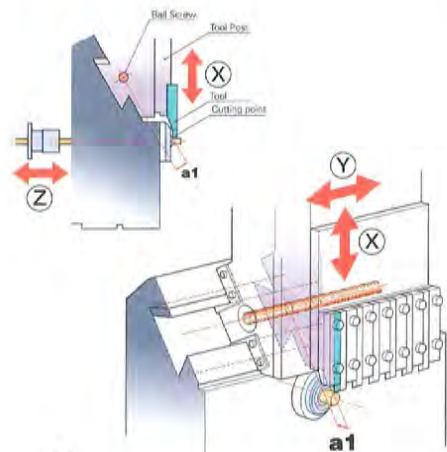


Fig.1



Cross drilling



Cross drilling



Cross drilling

## □ Standard Machine Specifications

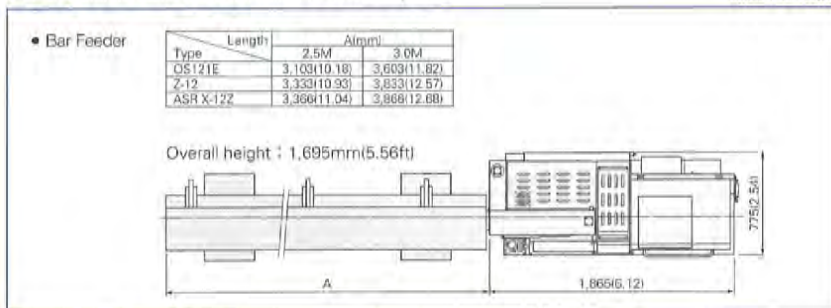
Item	Specifications	
Max. machining diameter	φ 10mm(25/64in)	
Max. headstock stroke	Standard	135mm(5-5/16in)
	With R.M.G.B. unit	105mm(4-9/64in)
Tool	6 tools(□8mm) Front 4 tools Rear 4 tools	
4-Spindle sleeve holder	Number of tools	3 tools
	Max. tapping capability	M3xP0.5
Power driven att.	Number of tools	3 tools
	Max. drilling capability	φ 4mm(5/32in)
	Max. tapping capability	M3xP0.5
	Spindle speed	Max. 10,000min <sup>-1</sup>
Drive motor	0.5kw	
Rapid feed rate	35m/min(X,Y,Z,XB,ZB)	
Main spindle indexing angle	C-axis control	
Main spindle speed	Max. 15,000min <sup>-1</sup>	
Main spindle motor	2.2kw(continuous) / 3.7kw(15min./60%ED)	
Coolant tank capacity	89 ℓ	
Dimensions (WxDxH)	1,865x775x1,695mm	
Weight	1,400kg	
Power consumption	3.1KVA	
A-weighted sound pressure : note1	Max. 75dB	

## □ Backworking Attachment Specifications

Item	Specifications	
Max. chucking diameter	φ 10mm(25/64in)	
Max. length for front ejection	70mm(2-3/4in)	
Max. parts projection length	20mm(25/32in)	
Number of tools	Stationary tool : 4 tools/Power driven tool : Max.2 tools	
Back 4-Spindle unit	Max. drilling capability Stationary tool	φ 4mm(5/32in)
	Power driven tool	φ 4mm(5/32in)
Max. tapping capability	Stationary tool	M3xP0.5
	Power driven tool	M3xP0.5
Power-driven att. spindle speed	Max. 8,000min <sup>-1</sup>	
Power-driven att. drive motor	0.5kw	
Sub spindle indexing angle	C-axis control	
Sub spindle speed	Max. 10,000min <sup>-1</sup>	
Sub spindle motor	0.55kw(continuous)/1.1kw(15min./50%ED)	

## □ External Dimensions and Floor Space

unit : mm(ft)



※Design features, specifications and technical execution are subject to change without prior notice.

※This product is an export control item subject to the foreign exchange and foreign trade laws. Thus, before exporting this product, or taking it overseas, contact your STAR MICRONICS dealer.

# STAR MICRONICS CO., LTD.

## Machine Tools Division

1500-34 Kitanoya, Misawa, Kikugawa, Shizuoka, 439-0023 Japan

America, Europe Sales TEL.+81-537-36-5594 FAX.+81-537-36-5607  
Asia Sales TEL.+81-537-36-5574 FAX.+81-537-36-5607

**Star CNC Machine Tool Corporation**  
123 Powerhouse Road, Roslyn Heights, NY 11577, U.S.A.  
TEL.+1-516-484-0500 FAX.+1-516-484-5820

**Star Micronics GB Limited**  
Chapel Street, Melbourne, Derbyshire DE73 8JF, U.K.  
TEL.+44-1332-86-44-55 FAX.+44-1332-96-40-06

**Star Micronics GmbH**  
Robert-Grob-Str. 1, D-75305 Neuenburg, Germany  
TEL.+49-7062-7920-0 FAX.+49-7062-7920-20

**Star Micronics AG**  
Lautelstrasse 3, CH-8112 Otelfingen, Switzerland  
TEL.+41-43-411-60-80 FAX.+41-43-411-60-66

**Star Machine Tool France**  
90 Allée de Glaisy, ZI, 74300 Thyez Haute Savoie, France  
TEL.+33-450-96-05-97 FAX.+33-450-96-91-54

**Shanghai Xingang Machinery Co., Ltd.**  
229 Fule Road(N) Waigaoqiao F. T. Z, Shanghai 200131, P.R.China  
TEL.+86-21-5866-2100 FAX.+86-21-5866-2101

**Star Micronics (Thailand) Co., Ltd.**  
289/23 M. 13 Sol Kingkaew 25/1, Kingkaew Rd., T.Rachathewa A.Bangplee Samutprakarn 10540, Thailand  
TEL.+66-2-186-8945-47 FAX.+66-2-183-7845

## □ Standard Accessories and Functions

1. CNC unit FANUC 32i-B
2. Operation panel 10.4-inch color LCD display
3. Pneumatic unit
4. Automatic centralized lubrication unit
5. Coolant level detector
6. Door interlock system
7. Broken cutoff tool detector
8. Parts ejection detector
9. Main/Sub collet
10. C-axis control (Main/Sub)
11. Spindle clamp unit (Main/Sub)
12. 6-station tool holder □8mm
13. 3-spindle cross drilling unit
14. 4-spindle sleeve holder
15. Back 4-spindle unit
16. Drive unit for power-driven attachment B
17. Sub spindle air purge unit
18. Sub spindle air blow unit
19. Work light
20. Leakage breake

## □ Optional Accessories and Functions

1. Coolant flow detector
2. Water removal unit
3. Warning light
4. Parts conveyor
5. Parts separator unit A
6. Main spindle inner tube
7. Guide bush unit
8. Stationary guide bush unit
9. Tool for maintenance
10. Drive unit for revolving guide bush
11. Rotary guide bush unit
12. Rotary magic guide bush unit
13. Air purge for revolving guide bush
14. Spindle 15° indexing unit
15. Automatic bar feeder interface
16. Compliant with the RS-232C interface
17. Manual pulse generator
18. Transformer
19. Safety relay module version
20. Transformer CE marking version
21. Transformer CE marking specifications

Note)

The machining capacities apply to SUS303 material. The machining capacities may differ from listed values depending on the machining conditions, such as the material to be machined or the tools to be used.

note-1

- Measures conforming to ISO standard.
- A-weighted sound pressure is a general assessment standard characteristic that corrected the sound level to human acoustic sense.

<http://www.star-m.jp/eng/>

**9001 | ISO 14001**  
CERTIFIED

2014.10\_Ver1.0\_1